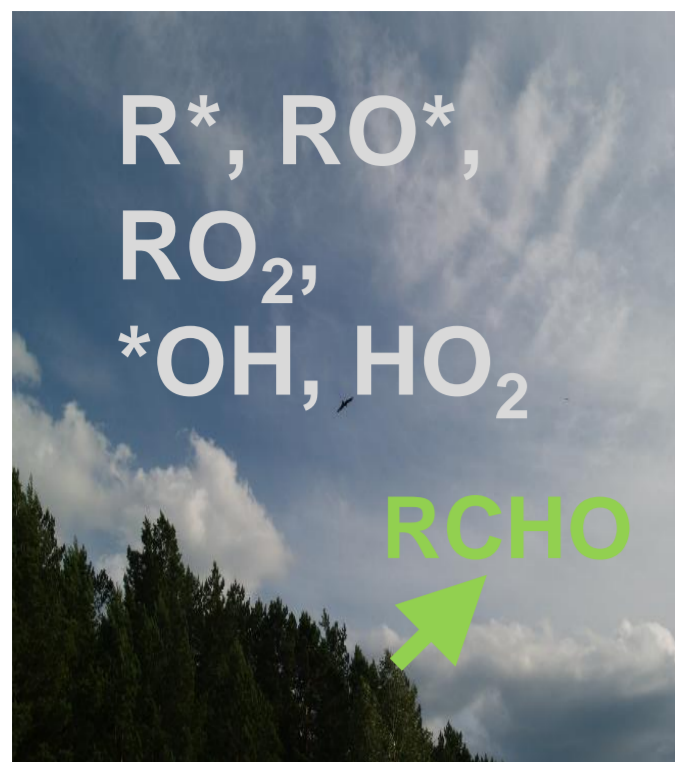


Unraveling the Mechanism of Gas-to-Particle Conversion in Lower Troposphere: Trap or Trace?

Galina G. Dultseva, Tatyana V. Kobzeva, Sergey N. Dubtsov

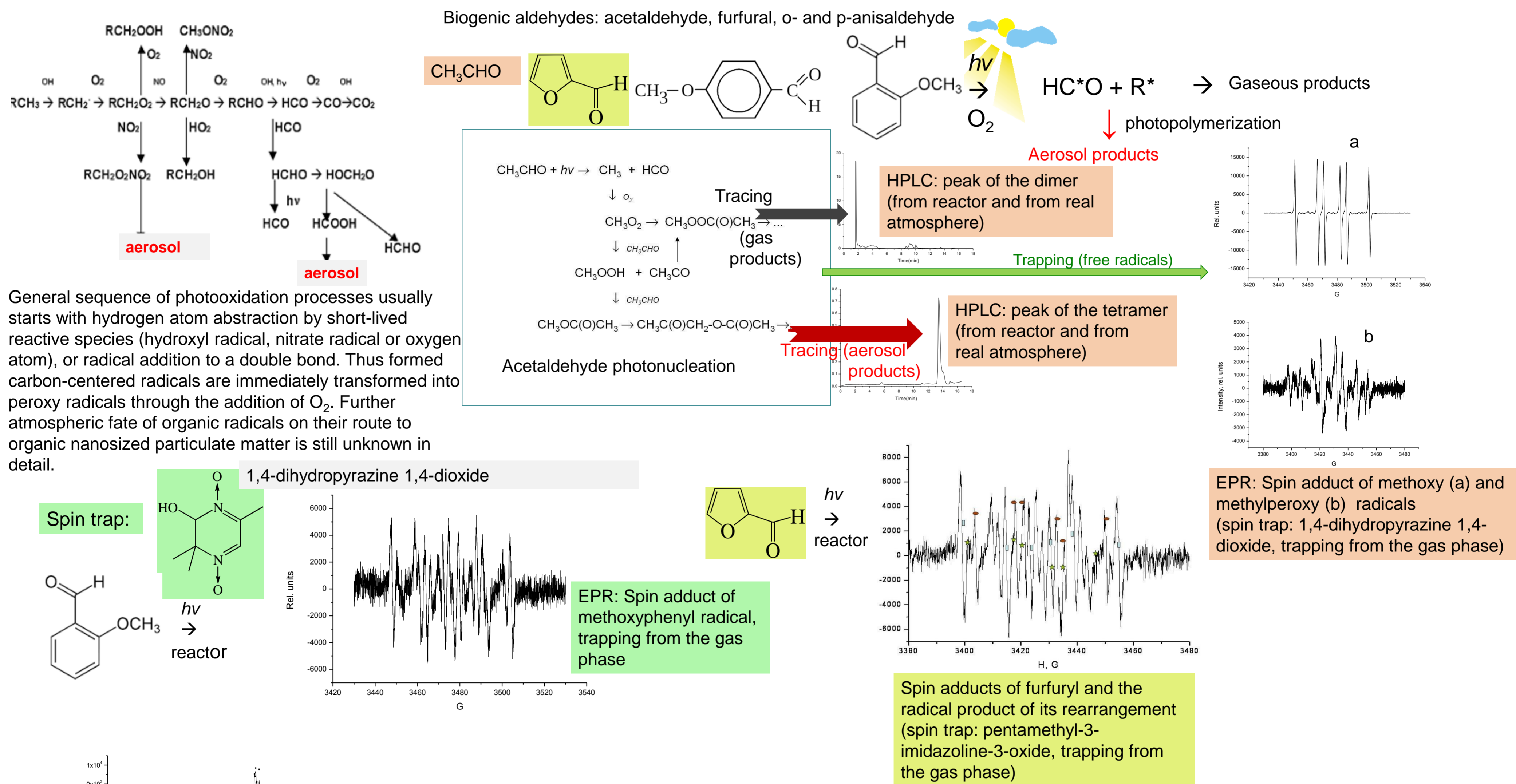
Voevodsky Institute of Chemical Kinetics and Combustion, Novosibirsk, Russia



Atmospheric photonucleation of organic compounds, mainly alkenes and aldehydes, is a permanent source of atmospheric organic particulate matter both under background conditions and in the presence of typical urban air pollutants (eg. NO, NO₂, O₃, etc.). Freshly formed particles are several ten nanometers in size (inhalable fraction) and carry reactive functional groups on their surface. Particles formed in furfural photonucleation have -OH and -COOH groups, known to cause diverse biological effects in humans and animals.

Dultseva G.G., Dubtsov S.N., Dultsev F.N., Kobzeva T.V., Nekrasov D.V. Analysis of the surface functional groups of organic nanoparticles formed in furfural vapour photonucleation using a rupture event scanning technique, *Analytical Methods*, 2017, V. 9, P. 5348-5355. DOI: 10.1039/c7ay01437f.

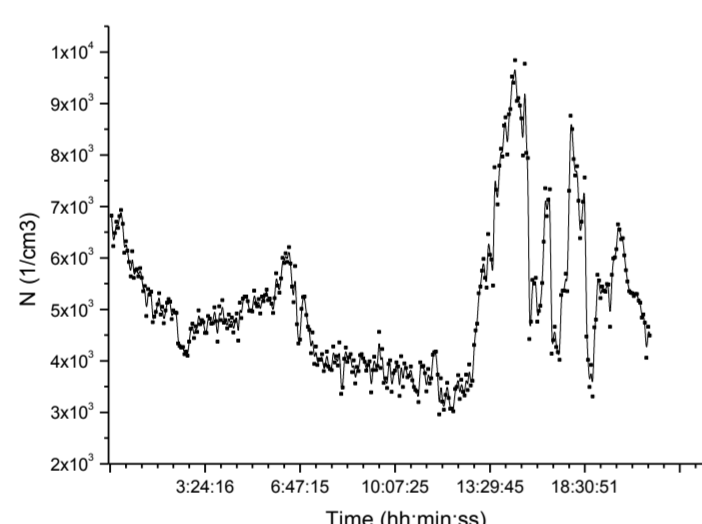
Objectives: to develop a versatile strategy for the reliable determination of reaction routes associated with short-lived free radicals in atmospheric photonucleation of aldehydes and to apply this approach to biogenic aldehydes: acetaldehyde, furfural and substituted aromatic aldehydes emitted by vegetation into atmosphere.



Kinetic modeling of the generation of condensable products in aldehyde photooxidation shows that diurnal variations of OH, HO₂ (daytime) and NO₃ (nighttime) concentrations exhibit peaks preceding those observed in real atmosphere in diurnal variations of particulate matter.

Dultseva, G.G., Nemova, E.F., Dubtsov, S.N., Plokhotnichenko, M.E. (2020). Aerosol generating potential of the products of atmospheric photooxidation of biogenic organic compounds. *Atmospheric and Oceanic Optics*, 2020, Vol. 33. No. 5, p. 545-548.

Example: real atmospheric diurnal variation of the number concentration of organic aerosol (inhalable fraction, size ~ 100 - 700 nm)

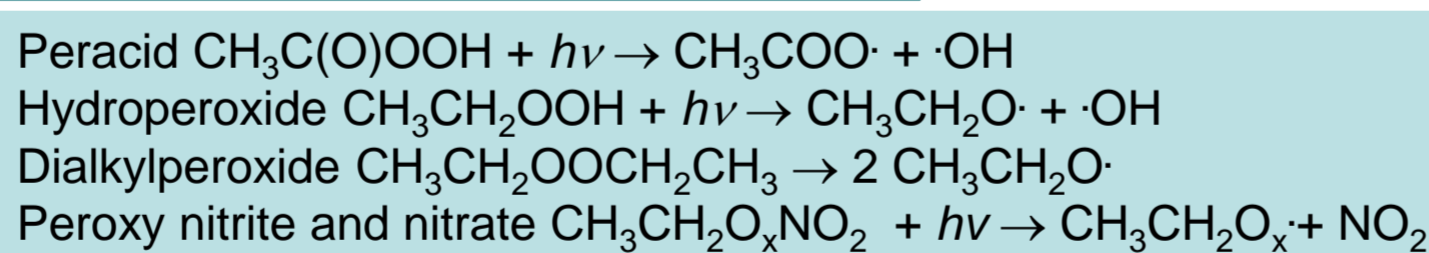
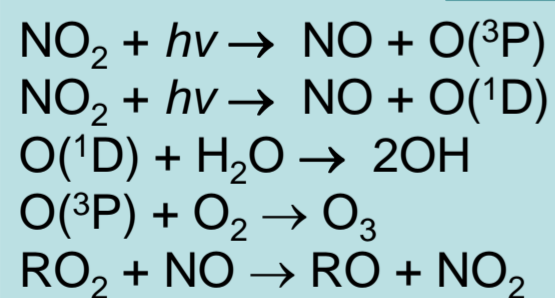


Carboxylic acids are the products of atmospheric oxidation of alkanes, alkenes, aldehydes, etc. and, when formed, promote aerosol generation through acid-catalyzed polymerization of aldehydes.

Calculated concentrations of the condensable products (B) of photooxidation of A (initial concentration of each compound A is set at 3·10⁹cm⁻³)

Organic class	Compound A	Product B cm ⁻³
Peracetic acid	CH ₃ COOOH	1.2·10 ⁶
Ethyl hydroperoxide	CH ₃ CH ₂ OOH	7.6·10 ⁵
Peroxide	CH ₃ CH ₂ OOCH ₂ CH ₃	9.1·10 ⁴
Ethyl nitrate	CH ₃ CH ₂ O ₂ NO ₂	6.8·10 ³
Ethyl nitrite	CH ₃ CH ₂ ONO ₂	4.5·10 ³
Peroxyacetyl nitrate	CH ₃ C(O)OONO ₂	2.7·10 ³
Acetic acid	CH ₃ COOH	5.2·10 ²

Atmospheric processes generating short-lived free radicals:



Aerosol generating capacity: Peracids (RCOOH) > Hydroperoxides (ROOH) > Peroxides (R₁OR₂) > Peroxyacetyl nitrates and nitrites (RO_xNO₂) > Carboxylic acids (RCOOH)

Conclusions

- Spin trapping investigation of the radicals dominating in the gaseous reaction mixture during photonucleation of the aldehydes of environmental significance - acetaldehyde, furfural, o- and p-anisaldehyde - revealed the formation of free radicals: formyl, methoxyl, methoxyphenyl, substituted phenoxy, furfuryl.
- These radicals drive subsequent photopolymerization and photocondensation; these stages, together with radical rearrangements, lead to a variety of aerosol products of concern with respect to human health.
- The presence of the radicals identified under laboratory conditions was traced in real atmosphere by detecting the products of their transformations.
- To understand the mechanism of atmospheric photonucleation, the 'trap and trace' approach is necessary: trapping free radicals under laboratory conditions and tracing the products of their transformations under atmospheric conditions.